



Waa kuwa kan tilmaamo kaa caawinaya inaad dib u fahanto isticmaalka dheefahaaga. Waxaad u baahan doontaa inaad isticmaasho **kombuyuutar (fiiri guduudka kombuyuutarka ama Tablet ka)** ama **Telefoonka casriga ah (ka eeg cagaarka taleefanka casriga ah ama Tablet addoo isticmaalaya tilmaamaha APPka).**

Hoos waxaan kaga hadlaynaa mid kasta.

Haddi aanad weli samaysan akoon online ah

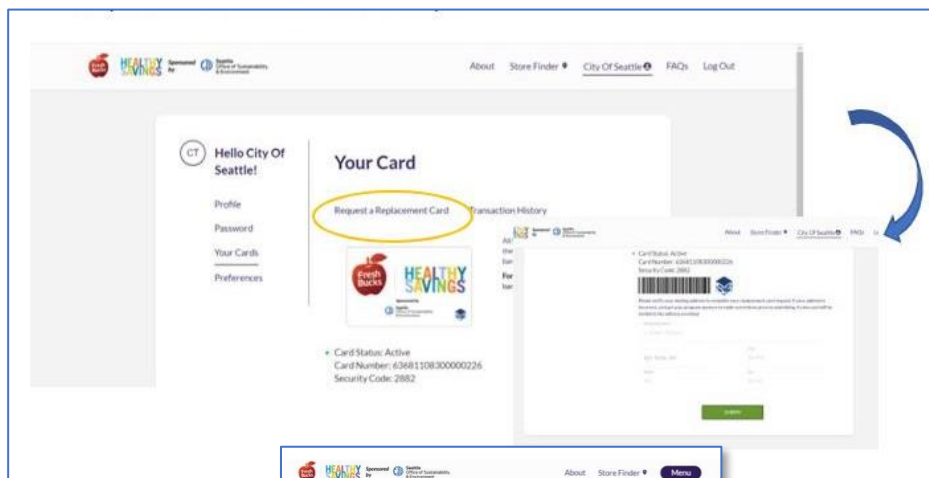
Compuer ama Tablet

Isticmaal lambarka Kaarka Fresh Bucks ee hadda si aad u samaysato akoon online ah.

- 1) Tag <https://healthysavings.com/FreshBucks/Registration> - hadda waxaa lagu heli karaa luuqada Ingiriiska oo keliya
- 2) Geli kaarkaaga Fresh Bucks ee iminka nambarkiisa, zip codka, iyo taariikhda dhalashada
- 3) Geli ciwaanka iimaylkaga gaarka ah oo samee furaha sirta ah (password), ka dibna geli furahaaga sirta ah mar labaad si aad u xaqiijiso.

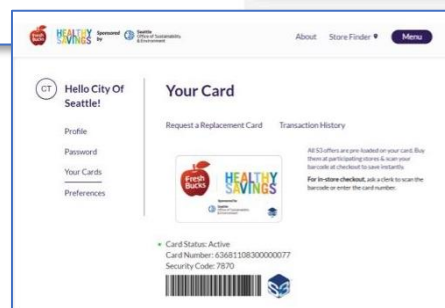
Markaad gasho, ka dib waxaad **codsan doontaa kaar cusub** -tani waxay joojin doontaa lambarka Kaarkaaga Fresh Bucks ee hadda waxaana lagu siin doona lambar cusub iyo kaar cusub.

- 1) Guji magacaaga liiska sare ku qoran
- 2) Kadibna dhanka bidix ee shaashadda, dhagsii "Your card" (Kaadhadhkaaga)
- 3) Ka dib meesha ugu sareysa, dhagsii "Codso Kaarka Bedelka" (Codso Kaarka Bedelka)
- 4) Xaqiiji in ciwaankaagu uu sax yahay; haddii ay sidaas tahay, dhagsii "Submit" (Gudbi).



Si aad wax uga soo iibsatiid, tus barcode kaaga markaad wax iibsanayso.

- 1) Guji magacaaga liiska sare ku qoran
- 2) Kadibna dhanka bidix ee shaashadda, dhagsii "Your card" (Kaadhadhkaaga)
- 3) Guji batoonka "Activate" (Daar) ee cagaarka ah
- 4) Sawir ka qaad barcode-kaaga cusub ama daabac nooc warqad ah, ka dibna wax ku soo iibso!





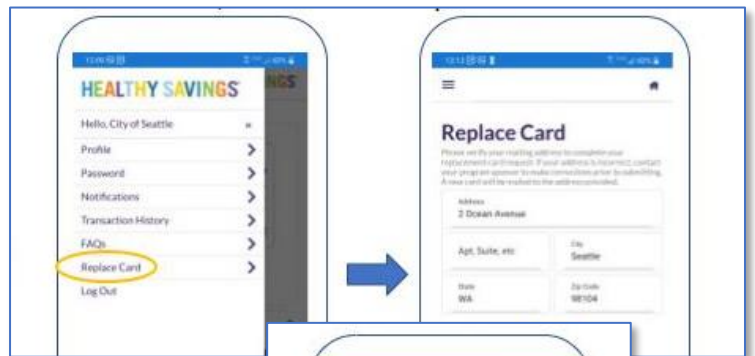
TELEFOONKA CASRIGA AH AMA TABLET ADIGA OO APPKA ISTICMALAYA

Ku samee akoonkaaga abka "Healthy Savings" - hadda waxaa lagu heli karaa Ingiriisiga oo keliya. Waa tan sida midaas loo sameeyo:

- 1) Tag App Store® haddad isticmaalayso iPhone ama Google Play® haddad isticmaalayaasha Android
- 2) Soo deji oo fur abka "Kaydinta Caafimaadka" oo dhagsii "Register Now" (Isdiiwaangeli hadda)
- 3) Geli lambarkaaga cusub ee caadhka Fresh Bucks, zip code, iyo taariikhda dhalashada; ka dibna riix "Continue" (Sii wad)
- 4) Geli ciwaanka iimaylka gaarka ah oo samee furaha sirta ah (kadibna geli isla eraygaaga sirta ah mar labaad si aad u xaqiijiso).

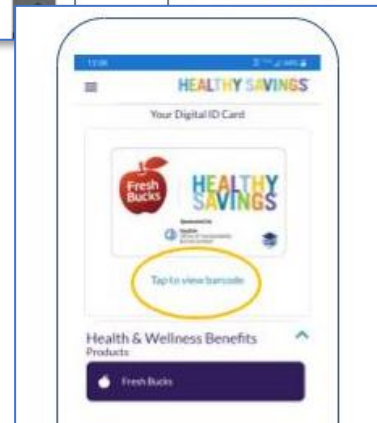
Marka aad gasho, ka dib waxaad **codsan doontaa kaarka beddelka** (tani waxay joojinaysaa lambarkaaga Kaarka Fresh Bucks ee hadda oo wuxuu ku siin doona nambor cusub).

- 1) Guji 3 xariiq oo toosan oo ku yaal geeska bidix ee sare ee shaashadda
- 2) Kadibna ku dhufo "Replace Card" (Beddel Kaarka)
- 3) Xaqiiji in ciwaankaagu uu sax yahay; haddii ay sidaas tahay, dhagsii "Submit" (Gudbi).



Si aad wax uga soo iibsatid, tus barcode kaaga markaad wax iibsanayso.

- 1) Guji "taabo si aad u aragto barcode" (taabo si aad u aragto barcode)
Shaashaddada Guriga
- 2) Guji batoonka "Activate" (Daar) ee cagaarka ah
- 3) Dukaan tag—oo tus barcode-kaaga cusub marka aad wax iibsanayso!





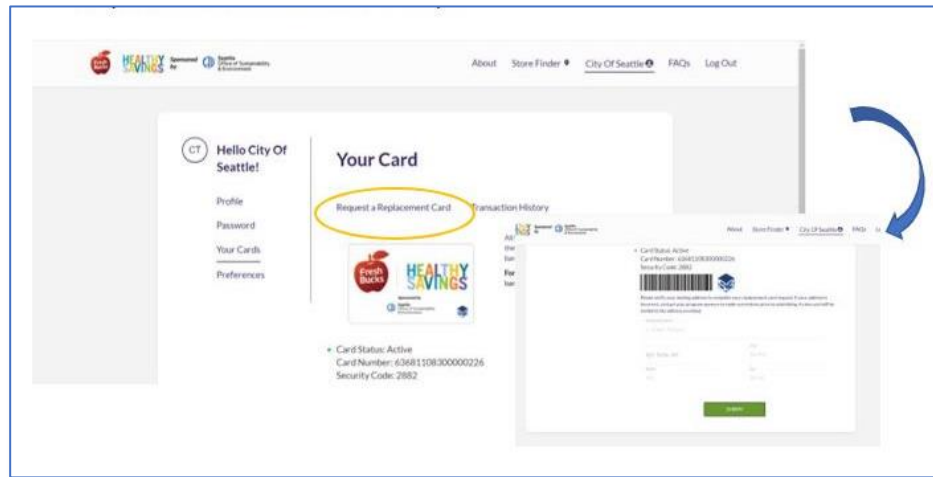
.Haddii aad hore u samaysay akoonkaaga onlaynka ah

Compuer ama Tablet

Ka gal <https://healthysavings.com/FreshBucks/Account/SignIn> (hadda waxaa lagu heli karaa Ingiriisi kaliya) iimaylka iyo erayga sirta ah ee aad abuurtay. Haddii aad illowday eraygaaga sirta ah ama iimaylkaaga, dhagsii "Forgot Your Password?" (Ma illowday eraygaaga sirta ah?) ama "Magacaaga isticmaalaha?" (Ma illowday Magacaaga isticmaale?) link.

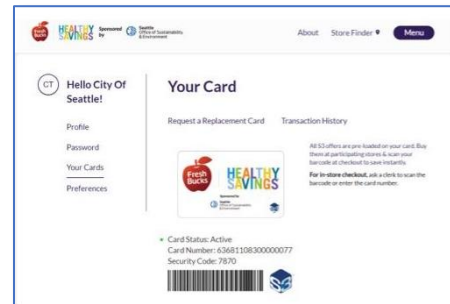
Marka aad gasho, ka dib waxaad **codsan doontaa kaarka beddelka** -tani waxay joojin doontaa lambarkaaga Kaarka Fresh Bucks ee hadda oo wuxuu ku siin doona nambar cusub).

- 1) Guji magacaaga liiska sare ku qoran
- 2) Kadibna dhanka bidix ee shaashadda, dhagsii "Your card" (Kaadhadhkaaga)
- 3) Ka dib meesha ugu sareysa, dhagsii "Codso Kaarka Bedelka" (Codso Kaarka Bedelka)
- 4) Xaqiiji in ciwaankaagu uu sax yahay; haddii ay sidaas tahay, dhagsii "Submit" (Gudbi).



Si aad wax uga soo iibsatid, tus barcode kaaga markaad wax iibsanayso.

- 1) Guji magacaaga liiska sare ku qoran
- 2) Kadibna dhanka bidix ee shaashadda, dhagsii "Your card" (Kaadhadhkaaga)
- 3) Guji batoonka "Activate" (Daar) ee cagaarka ah
- 4) Sawir ka qaad barcode-kaaga cusub ama daabac nooc warqad ah, ka dibna wax ku soo iibso!



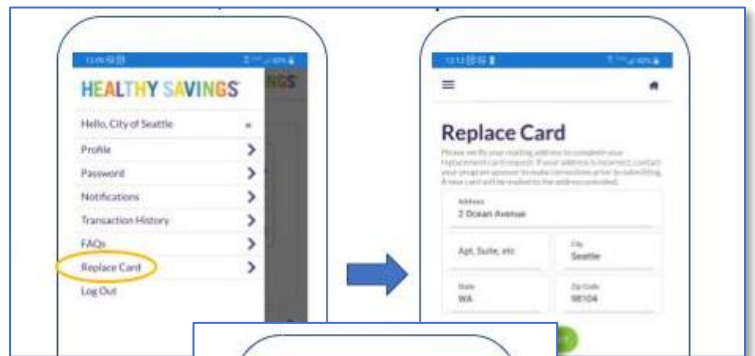


TELEFOONKA CASRIGA AH AMA TABLET ADIGA OO APPKA ISTICMALAYA

U gudub abka “**Kaydinta Caafimaadka leh**” ee taleefankaaga—ama ka soo deji labo midkood App Store® isticmaalayaasha iPhone ama Google Play® isticmaalayaasha Android. Kadibna ku gal emailka iyo erayga sirta ah ee aad abuurtay. Haddii aad illowday eraygaaga sirta ah ama iimaylkaagi, dhagsii halka *aad gasho dhibaato?* (Dhibaato ka haysata gelitaanka?) isku xidhka.


Markaad gasho, ka dib waxaad **codsan doontaa kaar cusub** -tani waxay joojin doontaa lambarka Kaarka Fresh Bucks ee hadda waxaana lagu siin doona lambar cusub iyo kaar cusub.

- 1) Guji 3 xariiq oo toosan oo ku yaal geeska bidix ee sare ee shaashadda
- 2) Kadibna ku dhufo "Replace Card" (Beddel Kaarka)
- 3) Xaqiiji in ciwaankaagu uu sax yahay; haddii ay sidaas tahay, dhagsii "Submit" (Gudbi).



Si aad wax uga soo iibsatiid, tus barcode kaaga markaad wax iibsanaayo.

- 1) Guji "taabo si aad u aragto barcode" (taabo si aad u aragto barcode) shaashadda guriga
- 2) Guji batoonka "Activate" (Daar) ee cagaarka ah
- 3) Dukaan tag—oo tus barcode-kaaga cusub marka aad wax iibsanaayo!





Seattle
Office of Sustainability
& Environment

Hadda way fududahay inaad hubiso inta kuugu jirta!

Compuer ama Tablet

- 1) Ka gal <https://healthysavings.com/freshbucks/Account/BalanceCheck> (oo u calaamadee hadhow!)

AMA haddii ay fududahay:

Tag SeattleFreshBucks.org

Guji badhanka "Accountkayga".

Guji badhanka "Quick Balance Check"

- 2) Arag hadhaagaaga-hubi inaad kharash garayso dhammaan faa'iidooyinkaga bisha!

TELEFOONKA CASRIGA AH AMA TABLET ADIGA OO APPKA ISTICMALAYA

- 1) Soo gal
- 2) Ka eeg inta kuugu jirta guriga ama markaad wax iibsanaayo! Hubi inaad kharash garayso dhammaan dheefahaga bishii!

Waa taas-- waxaad diyaar u tahay inaad kharash garayso faa'iidooyinkaga Fresh Bucks ee cusub! Waxaad filan kartaa in kaadhkaaga cusub uu ka yimaado iibiyahayaga dibadda ilaa 4-6 toddobaad gudahood.

Laakin uma baahnid in aad lumiso dheefaha inta aad sugayso kaarkaaga, sababtoo ah hadda waxaad haysataa barcode cusub oo aad tusto marka aad wax iibsanaayo!

Hadda oo aad akoonka ka gali kartid kumbuyuutarkaaga, tablet-kaaga, ama telefoonka casrigaa, waxaad si degdeg ah u hubin kartaa inta kuugu jirta guriga (ama xitaa markaad wax soo iibsanaayo)!

libsasho Farxad leh,

Kooxdaada Fresh Bucks